



Release Notes

December 17, 2017

December 2017 Release Notes

QUICK BASE NEWS

Dec 7, 2017 | 15 Min Read

The December release of Quick Base brings [consolidated user management](#), a [rich text field type](#), new [calendar reports](#), [IP whitelisting](#) improvements, more [mobile forms](#), plus our new Quick Base [certification program](#)!

The December release of Quick Base, including the features and fixes listed in the release notes, is available starting **Sunday, December 17, 2017**.

Read on to learn all about it, or download the release notes in [Word format](#).

Manage All Users

Our December release officially introduces a new interface for user management, which supplements existing account and realm management tools. The new page consolidates user information for all users in your account/realm into a single page and improves visibility and control over user details.

We'll be rolling the new page out in stages. When it is activated for your organization, Quick Base administrators will have access from links on the My Apps page and the Manage Billing Account page. These links are labeled as Beta. We're working on more features for upcoming releases, and we'd [like to hear](#) how Manage All Users works for administrators.

The Manage All Users page displays all users in a grid similar to existing Quick Base reports, and allows you to search, filter, sort, and navigate through the grid. Quick filters at the top of the page allow you to toggle displays of users, and you can export sets of users in CSV format.

	FIRST NAME	LAST NAME	EMAIL	USERNAME	LAST ACCESS	ACCESS STATUS	LAST ACCESS +180 D AGO	IN ANY GROUP	GROUP MANAGER	CAN CREATE APPS	APP MANAGER
<input type="checkbox"/>	Trinh	Newborn	wellqb@trinhnewborn@example.com	trinhnewborn	December 17, 2017	Paid seat	--	Y	Y	Y	Y
<input type="checkbox"/>	Piper	Sunday	psunday@example.com	psunday	December 15, 2017	Paid seat	--	--	--	--	--
<input type="checkbox"/>	Barney	Record	breccord@example.com	barneyrecord	December 15, 2017	Paid seat	--	Y	Y	Y	Y
<input type="checkbox"/>	Federico	Bradburn	bradburnf@example.com	fedbrad	December 13, 2017	Paid seat	--	--	--	--	--
<input type="checkbox"/>	Shalonda	Singleterry	singleterry@example.com	shalondas	December 13, 2017	Paid seat	--	--	--	--	--
<input type="checkbox"/>	Kathryn	Walberg	kwahberg@example.com	kwahberg	December 12, 2017	No app access	--	--	--	--	--
<input type="checkbox"/>	Mary Jo	Disgett	mjd@example.com	mjd	December 12, 2017	Paid seat	--	--	--	--	--
<input type="checkbox"/>	Jami	Cordes	cordesj@example.com	jcordes	December 4, 2017	Paid seat	--	--	--	Y	--
<input type="checkbox"/>	Alice	Maughan	maughan@example.com	maughan	November 22, 2017	Paid seat	--	--	--	Y	--
<input type="checkbox"/>	Linn	Spooner	lspooner@example.com	linnspooner	November 22, 2017	Paid seat	--	--	--	--	--
<input type="checkbox"/>	Corrina	Quendo	corrina_o@example.com	corrina_o	November 18, 2017	Denied	--	--	--	Y	--
<input type="checkbox"/>	Daine	Tenner	tenner@example.com	dtenner	November 14, 2017	Paid seat	--	--	Y	Y	--

You can also select multiple users and set deny status.

<div>3</div> <div> Deny Undeny </div>		
<input type="checkbox"/>	FIRST NAME	LAST NAME
<input checked="" type="checkbox"/>	Trinh	Newborn
<input checked="" type="checkbox"/>	Piper	Sunday
<input type="checkbox"/>	Barney	Record
<input checked="" type="checkbox"/>	Federico	Bradburn

For each user, you can view info, view and edit permissions, or set deny status. You can also view all the apps and groups for a user.

PS

Piper Sunday

Last accessed: December 15, 2017

×

Settings

Apps

Groups

User Info

First name

Piper

Last name

Sunday

Email

psunday@example.com

Username

psunday

Sign-in for example.quickbase.com

☒
 Allowed with a paid seat, because user has apps

☐
 Denied

This user is

☐ Account admin

In your company: No

☐ Allowed to create apps

Realm admin: No

☐ Realm approved

Super user: No

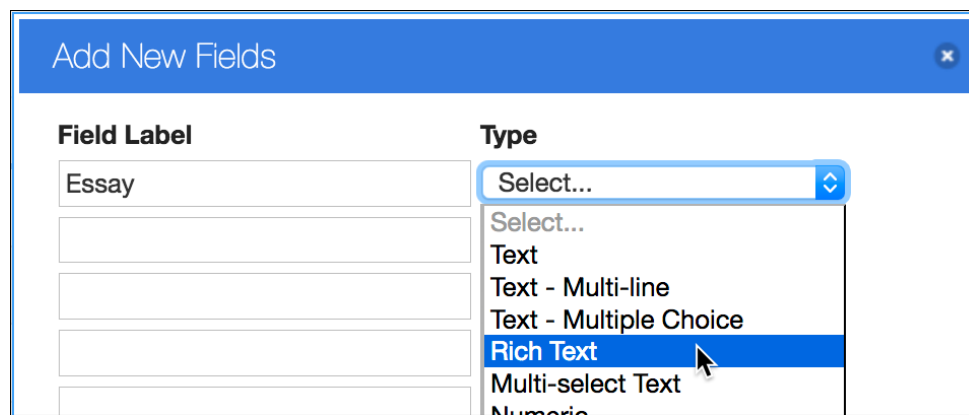
Apply

Manage All Users is available to account and realm admins who are using Chrome, Edge, Firefox, or Safari browsers.

New rich text field type

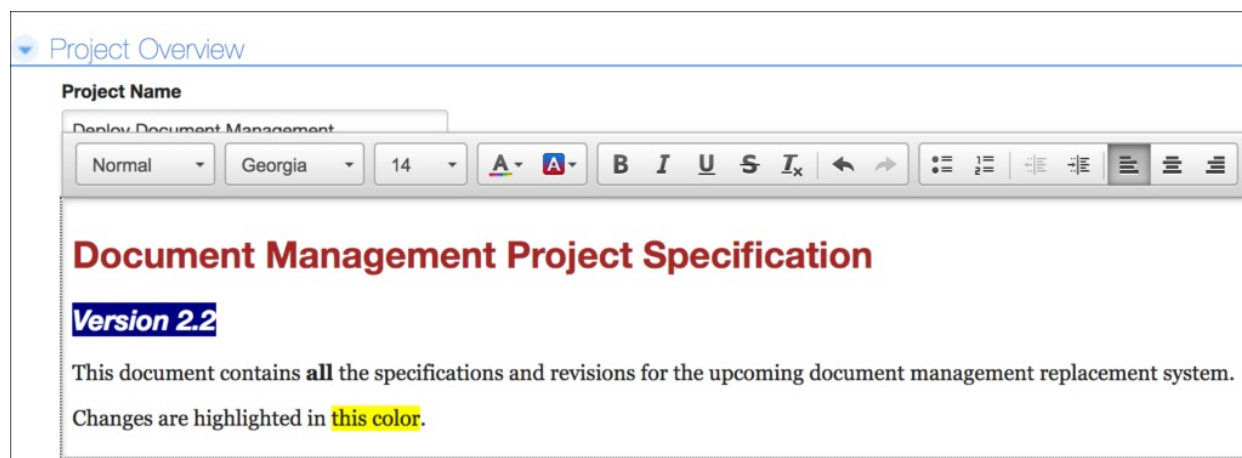
In response to customer requests, we have added a new rich text field choice. Originally introduced as an early access feature in the October 2017 release, now all Quick Base customers can add rich text fields to apps, so you can format text with point and click.

When creating a new field, choose Rich Text.



Field Label	Type
Essay	Select...
	Select...
	Text
	Text - Multi-line
	Text - Multiple Choice
	Rich Text
	Multi-select Text
	Numeric

When using a desktop browser to create or edit a record, a rich text editor appears so users can format content, add links, insert images, create rich text tables, and so on.



Project Overview

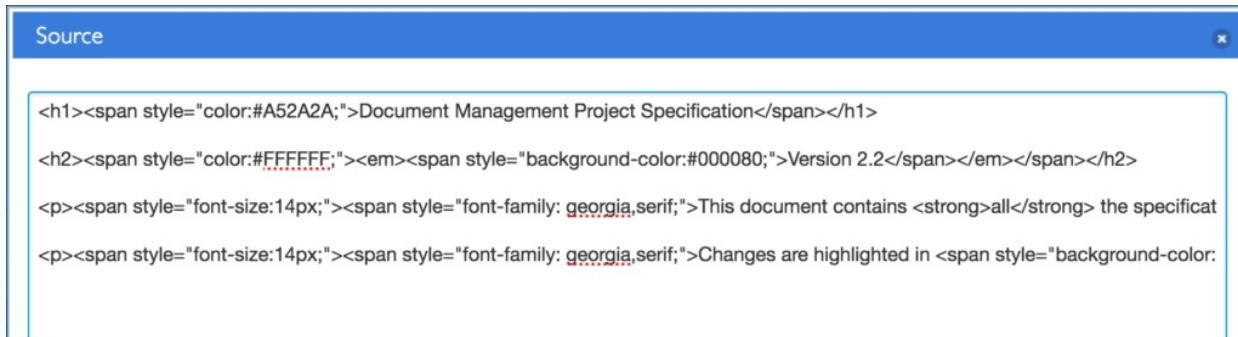
Project Name

Document Management Project Specification

Version 2.2

This document contains **all** the specifications and revisions for the upcoming document management replacement system. Changes are highlighted in **this color**.

Advanced builders can view and edit the source and work with HTML if needed. The rich text toolbar also provides a source editor option, as shown here:

A screenshot of a web application's 'Source' editor. The window has a blue title bar with the word 'Source' and a close button. The main area is a text editor with a light blue border, containing several lines of HTML code. The code includes an h1 tag with a span for color, an h2 tag with a span for background color and an em tag, and two p tags with spans for font size and font family. The text within the code is a mix of black and red, with some red text being underlined.

```
<h1><span style="color:#A52A2A;">Document Management Project Specification</span></h1>
<h2><span style="color:#FFFFFF;"><em><span style="background-color:#000080;">Version 2.2</span></em></span></h2>
<p><span style="font-size:14px;"><span style="font-family: georgia,serif;">This document contains <strong>all</strong> the specificat
<p><span style="font-size:14px;"><span style="font-family: georgia,serif;">Changes are highlighted in <span style="background-color:
```

Opt in: New calendar report format

Simplify how you share and present information with a new calendar report format that offers improved styling and features daily and weekly views, double-clicking to add events and more.

Added to the new calendar report format are daily and weekly views, plus the ability to quickly switch among daily, weekly, and monthly views. The next time you visit the report, Quick Base remembers which view you used last.

You can double click to add an event, navigate calendars embedded in forms, and email professional-looking reports in their entirety.

The new calendar report is ready for use and will replace the existing calendar report by the end of February 2018, at which time your existing calendar reports will be updated with the new style and features. But as of **December 17, 2017**, you can opt in to the

new calendar report by opening a support case. Our care team will turn on the feature in your realm.

Projects

Calendar Report

SETTINGS

REPORTS & CHARTS

+ New Project

Print

Favorite

Customize this Report

Day

Week

Month

December 2017

Today

◀

▶

Monday	Tuesday	Wednesday	Thursday	Friday	Saturday	Sunday
27 Deploy Document Management	28	29	30	1 Server Upgrades	2	3
4 Deploy Document Management Server Upgrades	5	6	7	8	9	10
11 Deploy Document Management	12	13	14	15	16 +	17 +
18 +	19 +	20 +	21 +	22 +	23 +	24 +
25 +	26 +	27 +	28 +	29 +	30 +	31 +

IP filtering improvements

Platform and Unlimited plans include policies to filter access by IP addresses. The December release provides an improved IP Whitelist interface for entering, validating, and updating IP addresses.

IP Whitelist

IP addresses should be entered in Classless Inter-Domain Routing (CIDR) notation: xxx.xxx.xxx.xxx/yy

☐ Enforce IP restrictions

Add

✖ Delete

4 Addresses

☐

IP Address

☐

10.255.255.255/32

☐

172.16.0.0/32

☐

10.0.0.0/16

☐

10.0.0.0/32

More forms supported on mobile

Mobile forms now support more complex elements, such as tabs, and render them as a single column for easier use on phones and tablets.

In the example below, tabs for Project, Project Info, and Financial Performance appear as scrollable sections on the form:



< PREV

▲ ACTIVE PROJECTS

NEXT >

Project**Project Name**

Finance system upgrade

Customer Name

Acme Staple Company

**Project Condition****Legend**

Project Overdue



Task Overdue



On Time



Inactive

Project Info**Project Manager**

Albert Cruz

Status

On Hold

Priority

Medium

Est Start Date

12-17-2017

Est End Date

01-31-2018

Financial Performance**Cost & Materials Budget**

\$7,500.00

Time & Labor Budget

\$7,500.00

Total Project Budget

\$15,000.00

Formula editor improvements

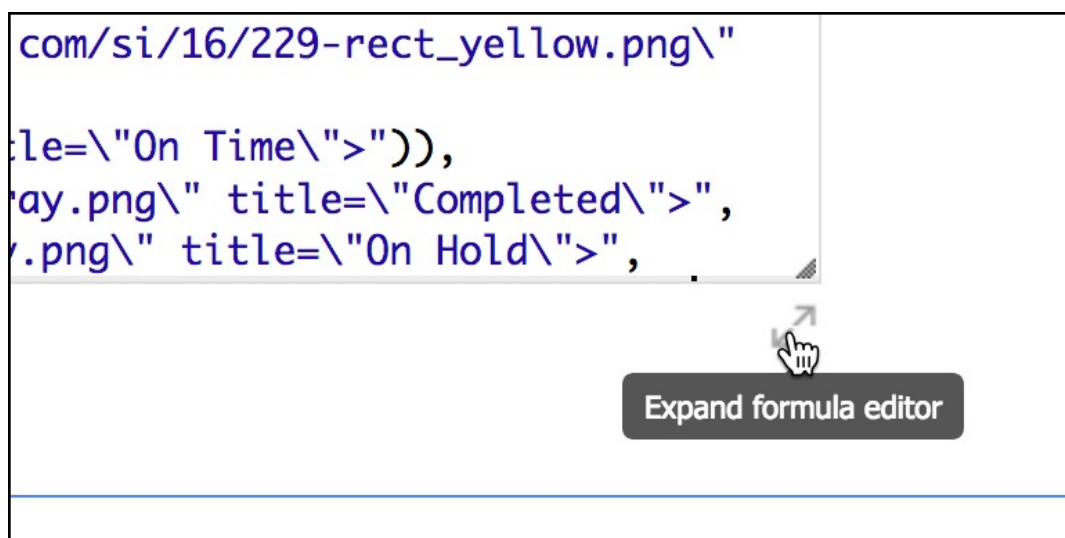
We've added some changes to the formula editor:

- The ability to expand the formula editor
- Improved color for formula comments

Expand formula editor

If you need more room to write your formula, a new icon quickly expands the formula editor for a field. This setting persists for any formula editing on other fields, until you click it again.

Here is the icon in the corner of the editor:

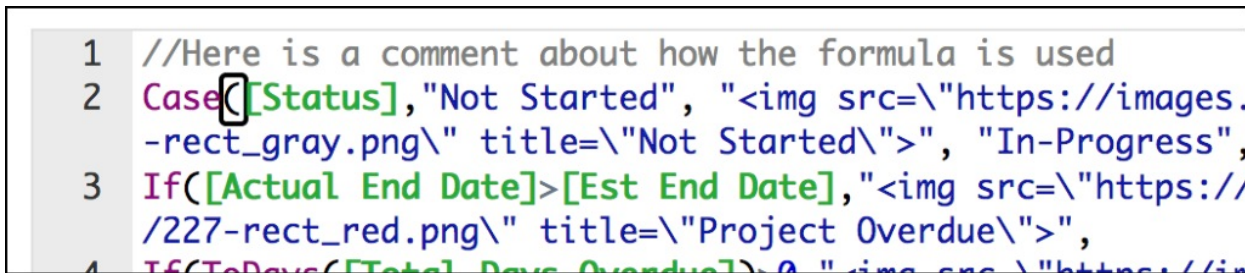


The expanded editor gives you more room to work:



Improved formula comments color

When you add comments to your formulas using the double slash notation, the comment automatically now appears in a gray color, so it is easier to see the comments as separate from the code.



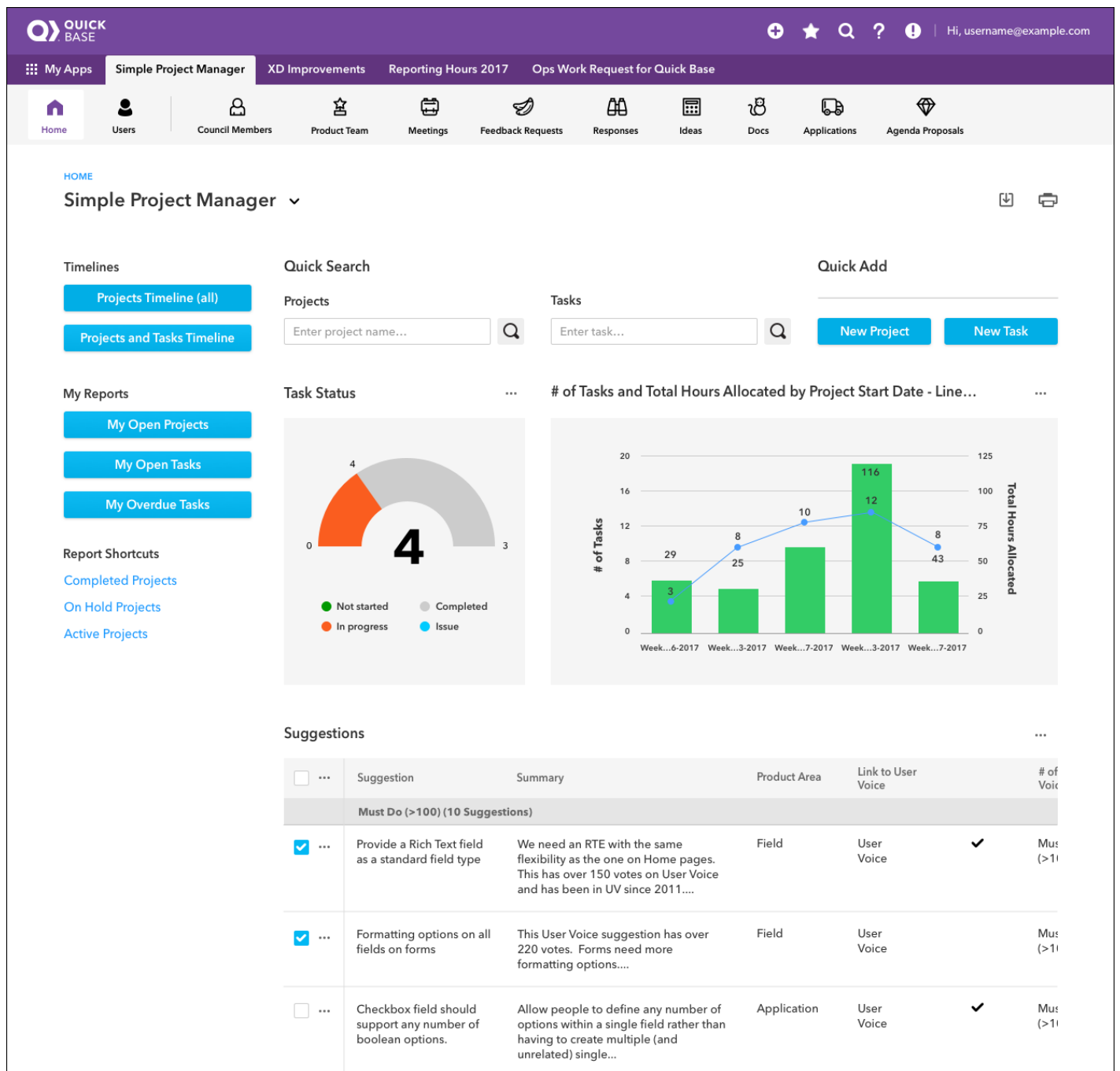
Coming soon: Updated Quick Base user experience

Quick Base launched a new brand at our annual conference, EMPOWER2017. We've recently completed rebranding our mobile experience to match, and now we plan to

bring that new brand to our desktop experience.

Coming in our January 2018 release, we'll be updating the Quick Base desktop experience to bring our branding look and feel to all users. We aren't making changes to the features of the platform, so based on our preliminary testing, we expect the new interface to be an easy transition for all accounts. This branding update is the first in an ongoing series of improvements to change our product's user interface, in order to create a better user experience.

Here's a look at the changes we're planning:



Compliance updates

DFARS compliance

Quick Base is compliant with DFARS. NIST Special Publication 800-171 Protecting Covered Defense Information in Nonfederal Systems and Organizations, otherwise

known as DFARS (Defense Federal Acquisition Regulation Supplement), details the fourteen families of security requirements for protecting the confidentiality of Covered Defense Information (CDI). Quick Base hired an independent audit firm to validate compliance with the requirements of DFARS and has issued a report attesting to our compliance in December 2017.

Privacy Shield certification

Quick Base is now certified with Privacy Shield. The Privacy Shield program certification for Quick Base may be viewed at the [Privacy Shield site](#).

New in Quick Base University

The Quick Base Certification program is available to everyone starting December 11, 2017. Two new certifications are offered: App Builder and Expert Builder.

The certification exams are free through the end of January 2018.

Certification details can be found on [Quick Base University](#).

Quick Base University continues to release new courses. The Best Practices series is growing with courses presenting step-by-step guides for planning, designing, and deploying successful apps. Two new Fundamental series courses will be released in December:

FF07: Building User Friendly Forms

Forms are the front line of your application. They make it easy for users to add a new

project, task or any other type of record. In this course we introduce forms, explain their importance, and then customize the forms to make them easy to use.

FF08: Distributing Data with Reports

After you spend time getting data into Quick Base, you'll want a way to get it out.

Reports allow you to present your data in a format that is most effective for those who consume the data. In this course, we'll look at the different types of reports and various ways of organizing and presenting your data.

Access this content, free of charge, at [Quick Base University](#).

Also in this release

- We've added a parameter to the Webhooks Create and Edit API to specify the fields that must change in order to activate the Webhook. This change to the API matches features in Webhooks settings and eliminates the need to compare old and new values.
- An informational message box highlighting a feature to show filters on reports has been removed.

What's fixed in Quick Base?

We continue to focus on quality. Below are the issues we fixed this month.

Note: Platform security, billing changes, back-end tooling, and performance are all ongoing commitments and as such, each release may include changes in these areas.

Issue ID	Description
QBE005729	Fixes an issue where an error message about invalid characters in the group name interrupted the group creation process, when sharing an app with a group.
QBE011318	Copied reports could be renamed and saved with duplicate names. This has been fixed.
QBE011472	When using keyboard navigation to select the Alerts button with the tab key, pressing Enter opens the My Alerts page correctly.
QBE011907	This fix applies to a report with multiple filters. If a field was selected in a report filter set to "the value in the field," the report did not appear in the Usage list for the field properties. This has been corrected.
QBE011919	When using the tab key to navigate to the Help button, pressing Enter or Return did not display the corresponding help topic. This has been fixed.
QBE011929	On a form using tabs, ensures a viewable tab and all its fields appears correctly when other tabs are set to be hidden by default.
QBE011949	Fixes a schedule issue with subscriptions sending reports as

PDF or CSV.

QBE011956

Fixes an issue where the Can Call APIs check box could not be selected for users in the realm directory.

QBE011959

Email messages sent as the app manager, for report subscriptions with a PDF attachment, were not being sent correctly. This has been fixed.

QBE011966

Fixes an issue with accessing table home pages while acting as super user.

QBE011967

Fix to prevent Sandbox apps from sending subscriptions.

QBE011972

Corrects an issue with setting a rich text field to have a required entry.

The December release of Quick Base, including the features and fixes listed above, is available starting **Sunday, December 17, 2017**.

Written by
[Craig Lordan](#)



Topics:

